

invenso
LUCE D'AUTORE



Sequenza Mini

SM001



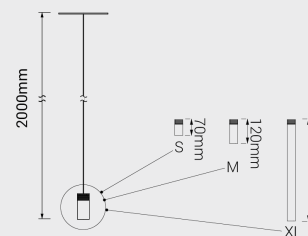



Sequenza Mini






SM001

Wall attachment
includes 2 single cleat E012

LED: 2 W | 350 mA | 3000K | CRI 90
332 lm | 166 lm/W | > 50.000h | T 55°C
ALIMENTATORE on/off remoto: 350mA
220/240V | 50/60 Hz



Finishes

 OT: Brushed brass	 NI: Nickel
 BR: Bronze	 NE: Black
 RA: Copper	

Diffuser

00: Full transparent PMMA	99: Full vitrified PMMA
----------------------------------	--------------------------------

Accessories

Electronic dimmer: DALI
Electronic dimmer: 0/10-1-10-PUSH