

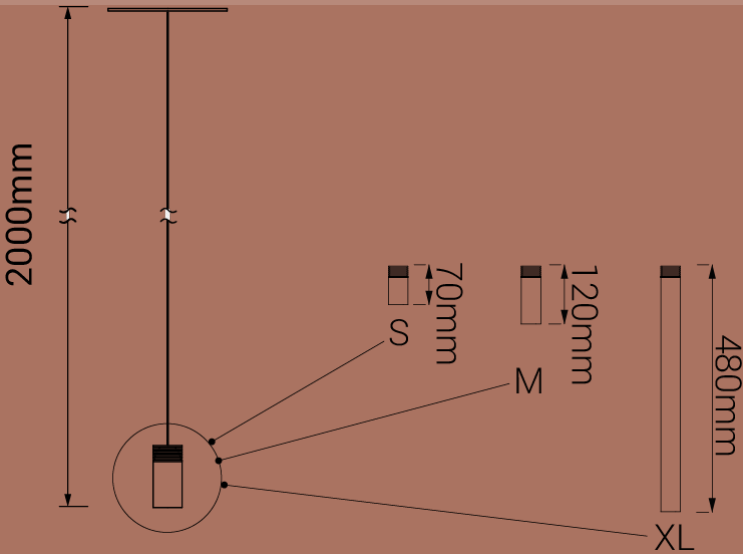
invenso
LUCE D'AUTORE



Sequenza Mini

SM302



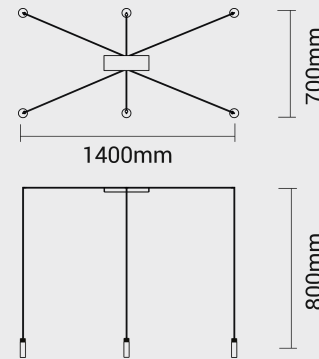
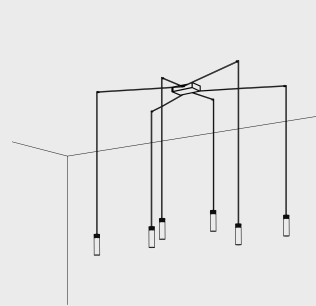


Sequenza Mini






SM302

Wall attachment
includes 2 single cleat E012

LED: 6x2 W | 350 mA | 3000K | CRI 90
1992 lm | 166 lm/W | > 50.000h | T 55°C
ALIMENTATORE: 350 mA | 220/240V | 50/60 Hz
Dimmer elettronico: 0/10-1-10-PUSH



Finishes

- | | |
|--|---|
|  OT: Brushed brass |  NI: Nickel |
|  BR: Bronze |  NE: Black |
|  RA: Copper | |

Diffuser

- | | |
|----------------------------------|--------------------------------|
| 00: Full transparent PMMA | 99: Full vitrified PMMA |
|----------------------------------|--------------------------------|

Accessories

Electronic dimmer: DALI

