

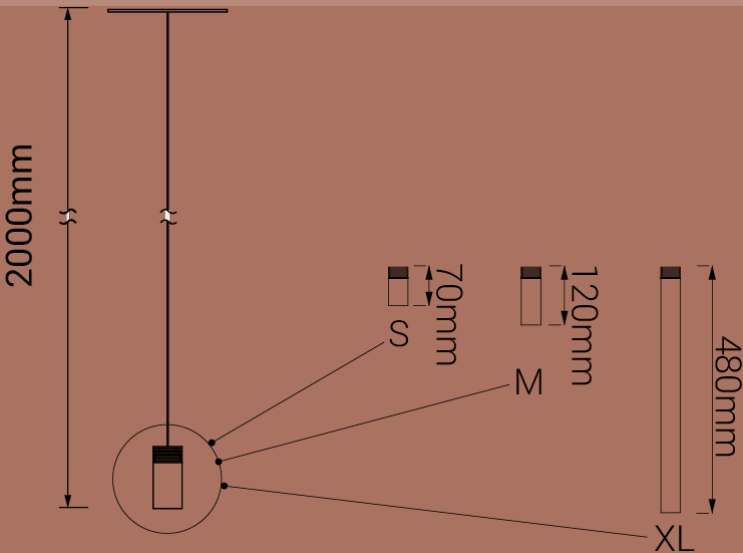
invenso
LUCE D'AUTORE



Sequenza Mini

SM303



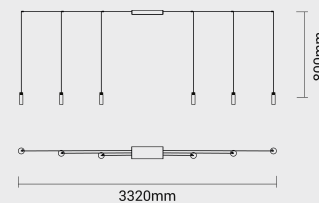
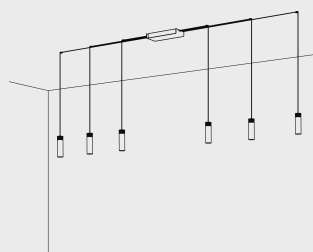


Sequenza Mini

SM303

Wall attachment
includes 2 single cleat E012

LED: 6x2 W | 350 mA | 3000K | CRI 90
1992 lm | 166 lm/W | > 50.000h | T 55°C
ALIMENTATORE: 350 mA | 220/240V | 50/60 Hz
Dimmer elettronico: 0/10-1-10-PUSH



Finishes

- OT:** Brushed brass
- BR:** Bronze
- RA:** Copper
- NI:** Nickel
- NE:** Black

Diffuser

- 00:** Full transparent PMMA
- 99:** Full vitrified PMMA

Accessories

Electronic dimmer: DALI

