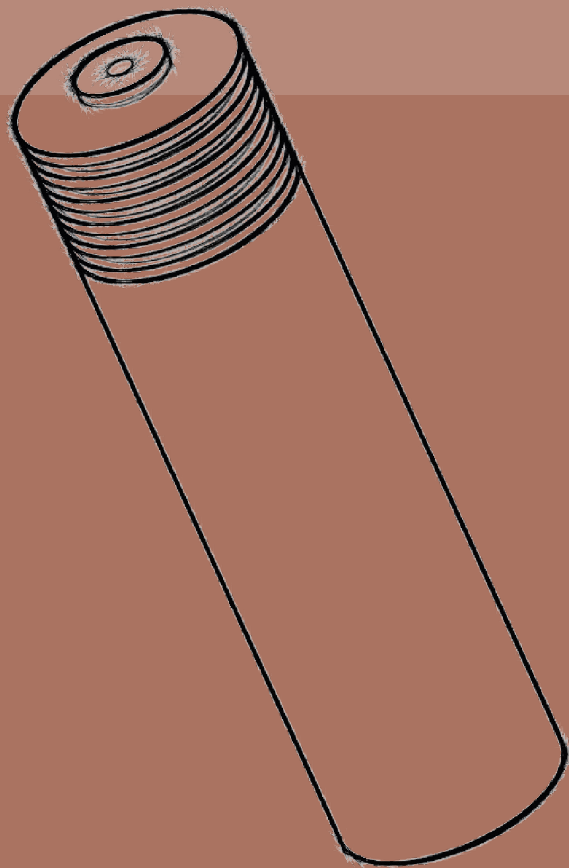


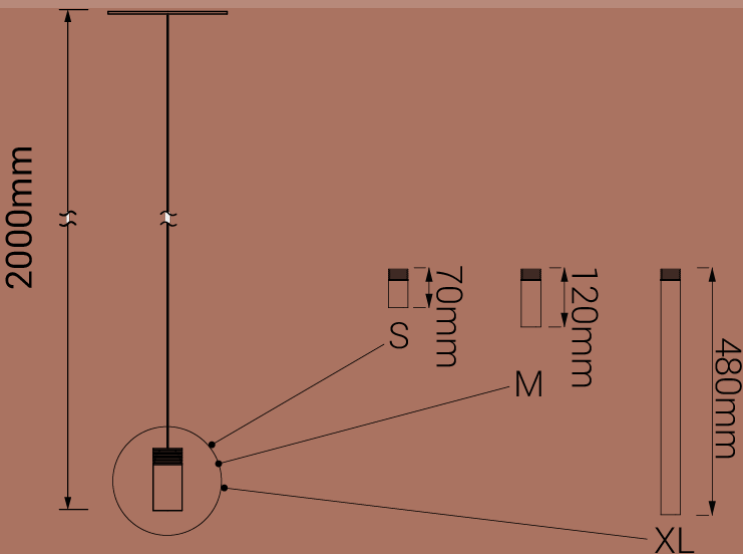
invenso
LUCE D'AUTORE



Sequenza Mini

SM303



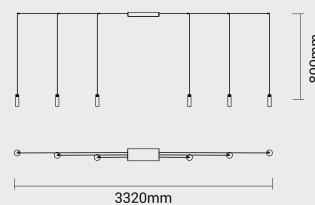
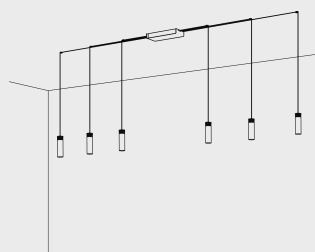


Sequenza Mini

SM303

Fornita con n.6 bitte singole (KT002)
Plafone a specchio (altre finiture su richiesta)

LED: 6x2 W | 350 mA | 3000K | CRI 90
1992 lm | 166 lm/W | > 50.000h | T 55°C
ALIMENTATORE: 350 mA | 220/240V | 50/60 Hz
Dimmer elettronico: 0/10-1-10-PUSH



Finiture

- OT:** Ottone spazz.
- BR:** Bronzo
- RA:** Rame
- NI:** Nichel
- NE:** Nero

Diffusore

- 00:** PMMA trasparente pieno
- 99:** PMMA vetrificato pieno

Accessori

Dimmer elettronico: DALI

