

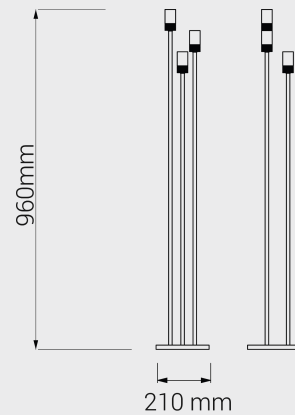
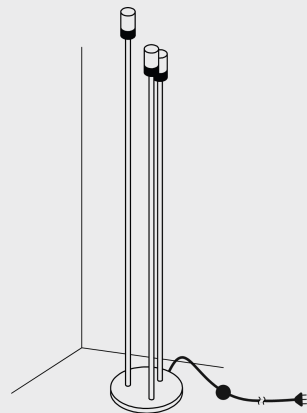
{{1pagina-template-foto}}

**Sequenza Mini**






**SMI105**

Piantana dimmerabile tramite interruttore push da TR

LED: 3x2 W | 350 mA | 3000K | CRI 90  
996 lm | 166 lm/W | > 50.000h | T 55°C  
ALIMENTATORE: tensione costante 24 V  
220/240V | 50/60 Hz



**Finiture**

- |  |   |
|--|---|
|  <b>OT:</b> Ottone spazz. |  <b>NI:</b> Nichel |
|  <b>BR:</b> Bronzo        |  <b>NE:</b> Nero   |
|  <b>RA:</b> Rame          |   |

**Diffusore**

- |                                   |                                   |
|-----------------------------------|-----------------------------------|
| <b>00:</b> PMMA trasparente pieno | <b>99:</b> PMMA vetrificato pieno |
|-----------------------------------|-----------------------------------|

