

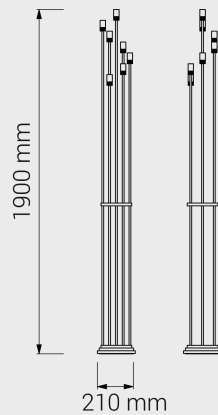
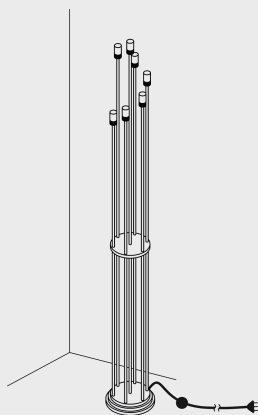
{{1pagina-template-foto}}

Sequenza Mini






SMI207

Piantana dimmerabile tramite interruttore push da TR

LED: 7x2 W | 350 mA | 3000K | CRI 90
2324 lm | 166 lm/W | > 50.000h | T 55°C
ALIMENTATORE: tensione costante 24 V
220/240V | 50/60 Hz



Finiture

 OT: Ottone spazz.	 NI: Nichel
 BR: Bronzo	 NE: Nero
 RA: Rame	

Diffusore

00: PMMA trasparente pieno **99:** PMMA vetrificato pieno

