
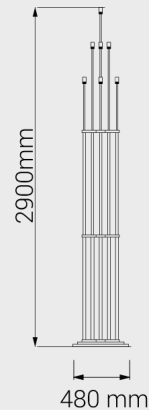
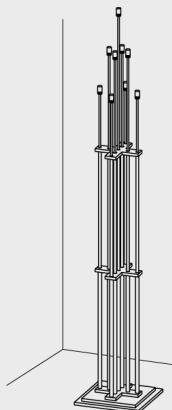



Sequenza Imperiale

SMI309





Sequenza Imperiale

SMI309

Wall attachment
includes 2 single cleat E012

LED: 9x2 W | 350 mA | 3000K | CRI 90
9x332 lm | 166 lm/W | > 50.000h | T 55°C
ALIMENTATORE: tensione costante 24 V
220/240V | 50/60 Hz



Finishes

- OT:** Brushed brass
- BR:** Bronze
- RA:** Copper
- NI:** Nickel
- NE:** Black

Diffuser

- 00:** Full transparent PMMA
- 99:** Full vitrified PMMA