



Sequenza Imperiale

SMI309



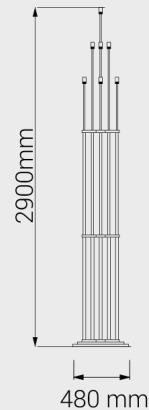
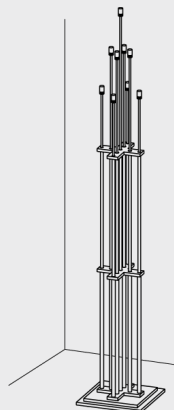


Sequenza Imperiale






SMI309

Piantana dimmerabile tramite interruttore push da TR

LED: 9x2 W | 350 mA | 3000K | CRI 90
2988 lm | 166 lm/W | > 50.000h | T 55°C
ALIMENTATORE: tensione costante 24 V
220/240V | 50/60 Hz



Finiture

- | | |
|--|---|
|  OT: Ottone spazz. |  NI: Nichel |
|  BR: Bronzo |  NE: Nero |
|  RA: Rame | |

Diffusore

- 00:** PMMA trasparente pieno **99:** PMMA vetrificato pieno

