

invenso
LUCE D'AUTORE



Tirante

TR101



Tirante


TR101

Wall attachment
includes 2 single cleat E012

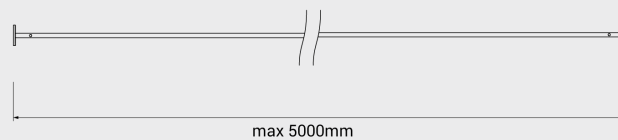
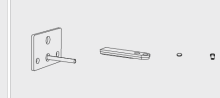
> 60.000h | T 60°C
ALIMENTATORE: 24 V | 220/240V | 50/60 Hz
CORPO: CNC alluminio lavorato a macchina



A: Attacco a vista



B: Attacco rasabile



Finishes

 **NE: Black**